

Caratteristiche Funzionali / Technical Features


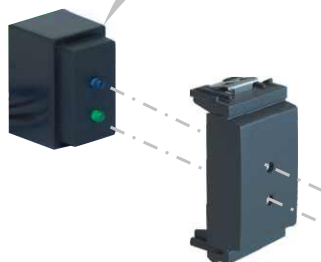
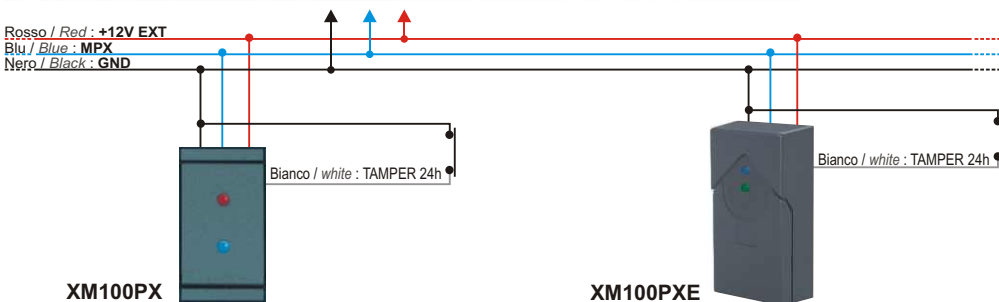
- Canale antisabotaggio 24h / Anti-sabotage channel 24h
- Impianto e modo di attivazione programmabile / Belonging system and activation mode programmable

	XM100PX	XM100PXE
	Inseribile in tutti i tappi ad incasso delle serie commerciali (bTicino, Ave, Legrand, Vimar, ecc.) <i>For mounting inside of all commercial series embedding caps (bTicino, Ave, Legrand, Vimar, etc.)</i>	
Connessione su linea bus MPX <i>Connection on MPX bus line</i>	3 fili (assorbimento sul cavo +12V) / 3 wires (Absorption on +12V cable)	
Dimensioni (L) <i>Dimensions (W)</i>	18mm	42mm
Dimensioni (A) <i>Dimensions (H)</i>	32mm	80mm
Dimensioni (P) <i>Dimensions (D)</i>	30mm	24mm
Peso <i>Weight</i>	22 gr	42 gr

Centrale Serie XM / XM Series Central unit



Rosso / Red : +12V EXT
Blu / Blue : MPX
Nero / Black : GND



La seguente tabella illustra quali sono le funzionalità principali del Tipo08 (T08)

The following table illustrates which is the main functionalities of the Type08 (T08)

PARAMETRI	
01	ABILITAZIONE
02	DESCRIZIONE
03	SERIALE
04	STATO MPX
05	ERRORE LINK MPX
06	TAMPER / INPUT 24H
07	POLAR. NA/NC
08	TIPO LOG/BIL
09	MANOM. LINEA
10	
11	SENSIBILITA' DA 1 A 8
12	NUM. IMPULSI DA 1 A 4
13	NUM. IMPULSI DA 1 A 8
14	FUNZIONAM. LED
15	IMPIANTO
16	AREA
17	FUNZIONE
18	IMPIANTO COMANDO
19	MODO COMANDO
20	LIVELLO COMANDO
21	
22	GONG IMM.
23	GONG RIT
24	USCITA INVERSA
25	TIPO USCITA
26	TIMER IMPULSO (ST/EV)
27	USCITA SU BAD MPX
28	LED
29	USCITA LOGICA

FUNZIONE	
00	NESSUNA
01	DISINSERIMENTO
02	INSERIMENTO
03	INSER. / DISINSER.
04	INSERIM. SILENZIOSO
05	INSER. SIL. / DISINS.
06	STOP ALLARME
07	STOP ALLARME
08	ZONA IMMEDIATA
09	ZONA RITARDATA
10	24H

PARAMETERS	
01	ENABLING
02	DISABLING
03	SERIAL
04	MPX STATUS
05	MPX LINK ALARM
06	24H CHANNEL
07	NO/NC POLARITY
08	BALANCED LOGIC
09	TAMP. BALANCED LINE
10	
11	SENSITIVITY
12	NUMBER OF IR PULSES
13	NUMBER OF PULSES
14	LED FUNCTION
15	SYSTEM
16	AREA
17	FUNCTION
18	SYSTEM COMMAND
19	COMMAND MODE
20	COMMAND LEVEL
21	NOT USED
22	INSTANT GONG
23	DELAYED GONG
24	INVERSION COMMAND
25	OUTPUT TYPE
26	PULSE START
27	BAD MPX OUTPUT
28	LED
29	LOGICAL OUTPUT

FUNCTION	
00	NONE
01	DISCONNECTION
02	CONNECTION
03	CONN. / DISCON.
04	SILENT CONNECTION
05	SILENT CONN./ DISCON.
06	STOP ALLARME
07	ALARM STOP
08	IMMEDIATE ZONE
09	DELAYED ZONE
10	24H